

MegaPAC™ Family

Product Highlights

The MegaPAC family of products offers eight different versions of user configurability to meet almost any set of input and output requirements. Leveraging Vicor's modular DC-DC converters, MegaPAC family products combine feature-laden front-ends with slide-in output assemblies called ConverterPACs.

User configurability is at the heart of every MegaPAC. A wide variety of the same length ConverterPACs can be installed, exchanged, or removed with the turn of just one screw. This means the MegaPAC can be reconfigured to meet evolving power requirements. Given its range of configurability, the MegaPAC is appropriate for virtually any application from prototype through production.

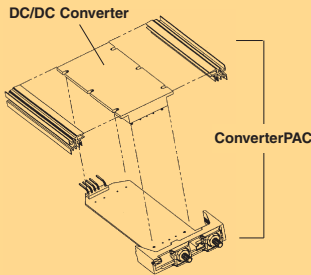
AC-DC and DC-DC Switchers
Up to 4,000 W
PFC, Autoranging, 4 kW,
and Mini MegaPAC



Features

- AC inputs available: 85-264 Vac, 208/240 Vac 3-Phase
- Power factor corrected (some models)
- DC inputs available: 100-380 Vdc
- User and field configurable
- Compact sizes as small as 3.4" x 6" x 9.5" (86,4 x 152,4 x 241,3 mm)
- Fan cooled
- Efficiency > 80%
- Up to 20 regulated outputs (up to 10 slots) from 1 to 95 Vdc and above
- Full power to 45°C on most products
- OVP, OTL, OCP on most outputs
- Autosense
- Power fail warning
- Sequencing and general shut down
- Agency approved cTÜVus, CE Marked
- Current sharing
- Low leakage option available (some models)

MegaPAC Configuration



DC-DC Converter

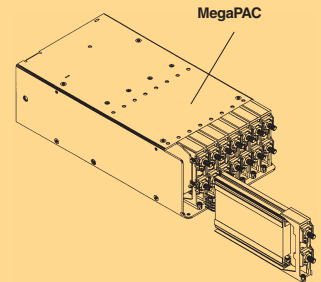
At the heart of every MegaPAC are Vicor zero-current switching, DC-DC converters. The modularity of the design combined with the breadth of the product line means virtually any output voltage can be provided.

ConverterPAC

ConverterPACs are the slide-in output assemblies that allow each MegaPAC to be easily configured to user-specified output requirements. Using the Vicor DC-DC converter, up to 600 W of output power can be provided per ConverterPAC. Larger power needs are easily handled by paralleling ConverterPACs.

MegaPAC

Each MegaPAC houses an array of user-selected ConverterPACs to provide a customized power supply. Using a different front-end for each product line, almost any input power can be accommodated. The result is a customized power supply with off-the-shelf delivery.



MegaPAC Family

PRODUCT	SIZE	INPUT VOLTAGE	OUTPUT POWER	# OF OUTPUTS	SLOT CONFIGURATIONS
Mini MegaPAC	9.5" x 6.0" x 3.4" (241,3 x 152,4 x 86,4)	115/230 Vac; Strappable 260-380 Vdc	1,000 W @ 115 Vac or 230 Vac	1-10 Outputs (5 slots)	ModuPAC(M), JrPAC(J), DualPAC(D), RAMPAC(R), BatPAC(B)
Autoranging MegaPAC	11.9" x 6.0" x 3.4" (302,3 x 152,4 x 86,4)	115/230 Vac; Autoranging 260-380 Vdc	1,200 W @ 115 Vac 1,600 W @ 230 Vac	1-16 Outputs (8 slots)	ModuPAC(M), JrPAC(J), DualPAC(D), RAMPAC(R), BatPAC(B)
PFC MegaPAC	12.3" x 6.0" x 3.4" (312,4 x 152,4 x 86,4)	85-264 Vac 100-380 Vdc	1,200 W @ 115 Vac 1,600 W @ 230 Vac	1-16 Outputs (8 slots)	ModuPAC(M), JrPAC(J), DualPAC(D), RAMPAC(R), BatPAC(B)
PFC MegaPAC-EL	15.6" x 6.0" x 3.4" (396,2 x 152,4 x 86,4)	85-264 Vac 100-380 Vdc	1,200 W @ 115 Vac 1,600 W @ 230 Vac	1-16 Outputs (8 slots)	QPAC(L), JrQPAC(LJ), DualQPAC(LD)
4 kW MegaPAC-EL	17.0" x 7.5" x 4.9" (431,8 x 190,5 x 124,5)	208 or 240 Vac; Three Phase 260-352 Vdc	2,000 W - 4,000 W, (3Ø) 1,500 W, (1Ø)	1-20 Outputs (10 slots)	QPAC(L), DualQPAC(LD), JrQPAC(LJ), QPAC(XQ)
PFC MegaPAC-HP	12.3" x 6.0" x 3.4" (312,4 x 152,4 x 86,4)	85-264 Vac 100-380 Vdc	1,200 W @ 115 Vac 2,400 W @ 230 Vac	1-13 Outputs (8 slots)	BatPAC(B), ModuPAC(M), JrPAC(J), DualPAC(D), RAMPAC(R), FinPAC(PZ)
PFC MegaPAC-HPEL	15.6" x 6.0" x 3.4" (396,2 x 152,4 x 86,4)	85-264 Vac 100-380 Vdc	1,200 W @ 115 Vac 2,400 W @ 230 Vac	1-13 Outputs (8 slots)	QPAC(L), DualQPAC(LD), JrQPAC(LJ), FinQPAC(PZL)
4 kW MegaPAC	14.0" x 7.5" x 4.9" (355,6 x 190,5 x 124,5)	208 or 240 Vac; Three Phase 260-352 Vdc	2,000 W - 4,000 W, (3Ø) 1,500 W, (1Ø)	1-20 Outputs (10 slots)	ModuPAC(M), JrPAC(J), DualPAC(D), RAMPAC(R), BatPAC(B), UniPAC(XU)

MegaPAC Series

Low Noise Series

High Power Series


* FinPACs and FinQPACs require two slots

Modular ConverterPACs for MegaPAC Family Products

VI-J00 / VI-200 Series ConverterPACs			
Name	RoHS Compliant	Modules	Output Power
ModuPAC (M)	(GM)	1 VI-200 DC-DC converter	Up to 200 Watts per ConverterPAC
RAMPAC (R)	(GR)	1 VI-J00 DC-DC converter 1 Ripple Attenuator Module (VI-RAM)	Up to 100 Watts, for applications requiring low ripple/noise
DualPAC (D)	(GD)	2 VI-J00 DC-DC converters	Dual Output; Up to 100 Watts each output
JuniorPAC (J)	(GJ)	1 VI-J00 DC-DC converter	Up to 100 Watts
BatPAC (B)	(GB)	1 VI-200 BatMod	A 200 W programmable current source that can be configured as a battery charger
QPAC (L)* (Low Noise)	(GL)	1 VI-200 DC-DC converter with differential and common mode filters	Up to 200 Watts for applications requiring as low as 10 mVp-p output noise.
DualQPAC (LD)* (Low Noise)	(GLD)	2 VI-J00 DC-DC converters with differential and common mode filters	Dual Output; Up to 100 Watts each output
JuniorQPAC (LJ)* (Low Noise)	(GLJ)	1 VI-J00 DC-DC converter with differential and common mode filters	Up to 100 Watts
Maxi Series ConverterPACs			
UniPAC (XU)	(GXU)	1 Maxi DC-DC Converter	Up to 500 Watts Applicable for 3 phase/ 4kW product
FinPAC (PZ)**	(GPZ)	1 Maxi DC-DC Converter	Up to 600 Watts Applicable for PFC MegaPAC High Power
QPAC (XQ)	(GXQ)	1 Maxi DC-DC Converter with differential and common mode filters	Up to 500 Watts Applicable for 3 phase/ 4kW Low Noise
FinQPAC (PZL)**	(GPL)	1 Maxi DC-DC Converter with differential and common mode filters	Up to 600 Watts Applicable for PFC MegaPAC-HPEL

* Only for the extended length MegaPACs.

** FinPACs and FinQPACs require 2 slots.



ConverterPAC Features and Options

- Output voltages from 2-95 Vdc
- Output power up to 600 W
- DC OK
- Adjustment ranges from 50% to 110% of nominal
- Autosense/Remote Sense
- Low noise option:
10 mVp-p or 0.15%, whichever is greater
- 80-90% Efficiency
- Current source outputs available

MegaPAC Specifications

(Typical at 25°C, nominal line and 75% load, unless otherwise specified)

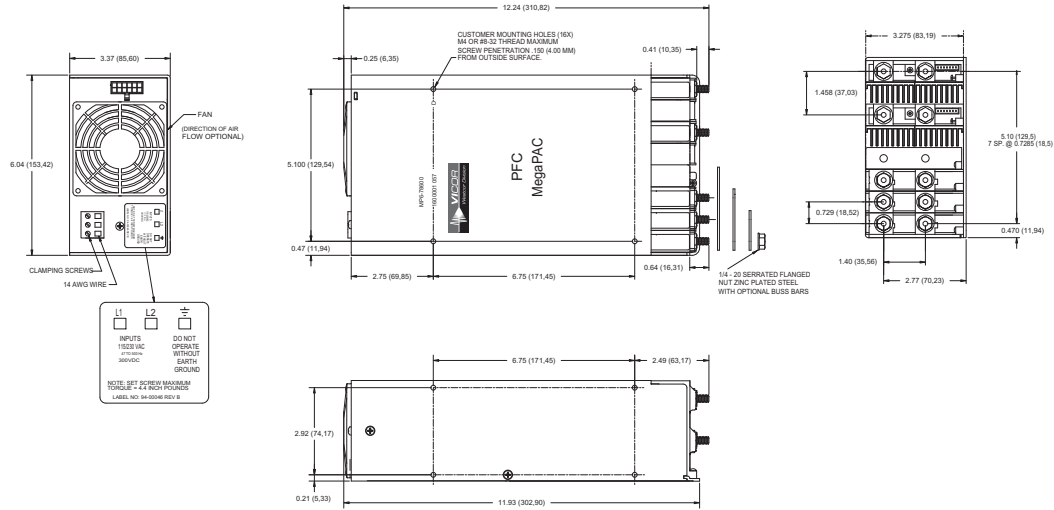
	PFC MegaPAC, PFC MegaPAC-HP PFC MegaPAC-HP-EL, PFC MegaPAC-EL	Autoranging MegaPAC, Mini MegaPAC	4 kW MegaPAC, 4 kW MegaPAC-EL (Low Noise)
Input Characteristics			
Input	85-264 Vac	115-230 Vac, 1 Φ Autoranging	208/240 Vac, 3 Φ , 4 wire
Standard Line		47-500 Hz	180-264 Vac, 1 Φ
Vantage Line		47-63 Hz	
		90-132 Vac, 180-264 Vac	
	100-380 Vdc	260-380 Vdc	260-352 Vdc
Line regulation		0.2% max. from 10% to full load	
Inrush current	25 A pk @ 115 Vac 25 A pk @ 230 Vac	20 A pk @ 115 Vac 40 A pk @ 230 Vac	30 A pk @ 230 Vac
Ride through time		>20 ms at nom. line, full load	
Power fail		>3 ms warning	
Conducted EMI (47-63 Hz)	EN 55022 Level B (certain configurations) FCC B	EN 55022 Level A	EN 55022 Level A
Power factor	0.99 (115 Vac) 0.98 (230 Vac)	0.65	0.92 (3 Φ operation)
Surge immunity (Common mode & normal mode)		EN 61000-4-5 Class 3, Performance Criteria B	
Output Characteristics			
Load regulation	0.2% max. from 10% to full load; 0.5% from no load to 10% load		
Set point accuracy	Standard Line: 1.0% for standard voltages, 2.0% for special or adjustable voltages Vantage Line: 2.0% for standard voltages, 5.0% for special or adjustable voltages <i>See Vicor module specifications. A preload may be necessary for modules trimmed down below 90% of norm. output voltage.</i>		
Ripple and noise (20 MHz BWL)	Std. outputs: 2% or 100 mV p-p max. whichever is greater, 10% min. load VXI options: 50 mV p-p max. for outputs, ≤ 15 Vdc; 150 mV p-p max. $15 < V_{OUT} \leq 24$ V; 1% $V_{OUT} > 24$ V 2nd Generation QPAC, FinPAC, FINQPAC, and UniPAC performance dependent on the converter module used. (Output of module is unfiltered.) QPAC, DualQPAC, JuniorQPAC, RAMPAC: 10 mV p-p max. or 0.15%, whichever is greater		
Overcurrent protection	105-130% >5 V outputs 30-125% ≤ 5 V outputs		
Overvoltage protection	ModuPACs and QPACs only: 115-135%		
Efficiency	80% typical	82% typical	82% typical
Output power	1,600W @ 40°C (230Vac) PFC MegaPAC; PFC MegaPAC-EL(Low Noise) 2,400W @ 40°C (230Vac) PFC MegaPAC HP and PFC MegaPAC HPEL 1,200W @ 40°C (115Vac) PFC MegaPACs	1,600W @ 45°C (230Vac) Autoranging MegaPAC 1,200W @ 45°C (115Vac) Autoranging MegaPAC 1,000W @ 45°C (115/230Vac) Mini MegaPAC	4,000W @ 45°C (3 Φ); 1,500W @ 45°C (1 Φ);
Environmental			
Storage temperature	-40°C to +85°C		
Operating temperature*			
Vantage Line full power	0 to +40°C	0 to +45°C	0 to +45°C
Vantage Line half power	0 to +60°C	0 to +65°C	0 to +65°C
Standard Line full power	-20 to +40°C	-20 to +45°C	-20 to +45°C
Standard Line half power	-20 to +60°C	-20 to +65°C	-20 to +65°C
Safety approvals	cTUVus, CE Mark Low Voltage Directive		
Product weights (fully configured)	9.75 lbs. (4.43 kg) (PFC MegaPAC & HP) 12.8 lbs. (5.8 kg) (PFC MegaPAC EL) 13.0 lbs. (6.0 kg) (PFC MegaPAC HPEL)	6.25 lbs. (2.84 kg) (Mini MegaPAC) 9.0 lbs. (4.08 kg) (Autoranging MegaPAC)	22.0 lbs. (10 kg) (4 kW MegaPAC) 21.5lbs. (9,779 kg) (4 kW MegaPAC-EL)
Limited warranty	2 Years		

* PFC MegaPACs: The maximum operating temperature is 40°C. If using a VI-200 with output voltage < 12 V and >150 W, the operating temperature decreases to 35°C. This also applies when using a FinPAC with output voltage <24V and > 500 W. Autoranging MegaPAC: The maximum operating temperature is 45°C. If one is using a VI-200 with output voltage <12 V and >150 W, the operating temperature decreases to 40°C. Mini MegaPAC & 4 kW MegaPACs: The operating temperature is 45°C using any combination of modules and output voltages as long as the front-end rating is not exceeded. Normal derating applies to half power if the ambient temperature is 20°C hotter.

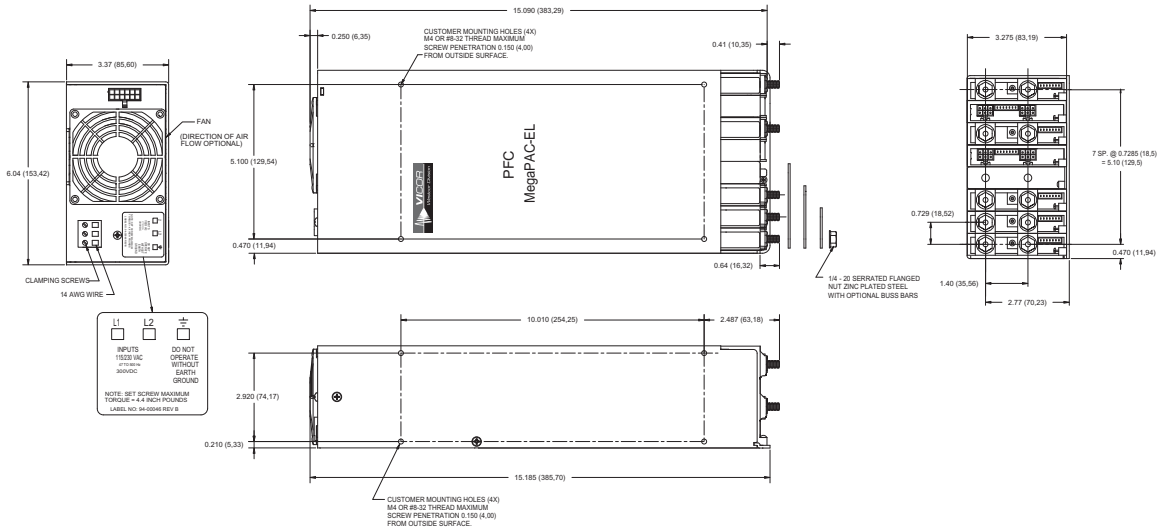
MegaPAC Mechanical Drawings

(Note: Newer power supplies have redesigned output studs which are 1/8th inch longer. Design guides available online at vicorpower.com for more details.)

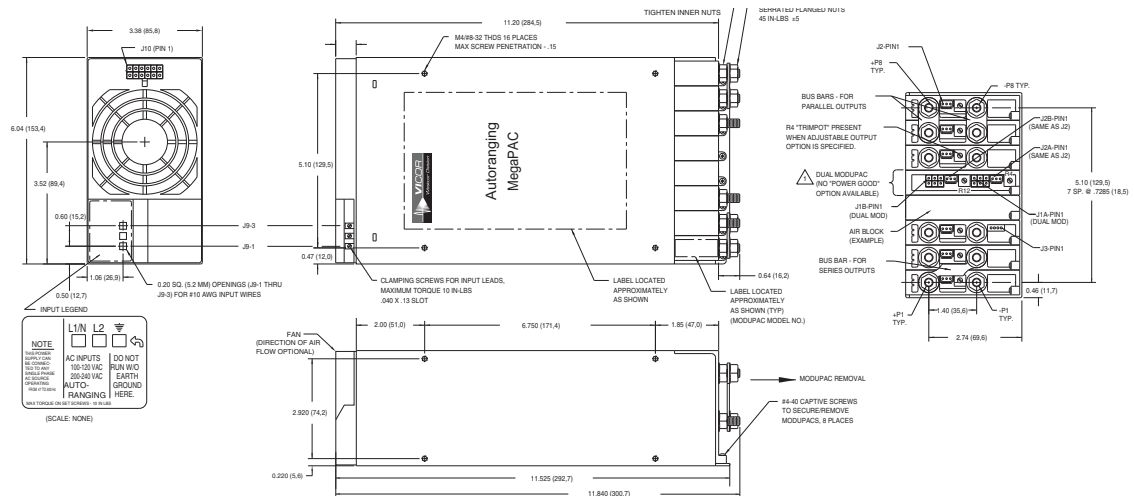
PFC MegaPAC / PFC MegaPAC- High Power



PFC MegaPAC-EL (Low Noise)



Autorangeing MegaPAC



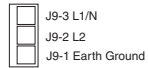
Connection Diagrams

Connection Diagrams, Input

Autoranging/PFC MegaPAC/ PFC MegaPAC-High Power/ PFC MegaPAC-EL/PFC MegaPAC-HPEL

INPUT CONNECTIONS

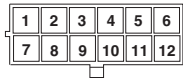
J9



J10 Interface

J10-1	E/D-1
J10-2	E/D-2
J10-3	E/D-3
J10-4	E/D-4
J10-5	E/D-5
J10-6	E/D-6
J10-7	E/D-7
J10-8	E/D-8
J10-9	Vcc +5V, 0.3A
J10-10	Signal Ground
J10-11	AC Power OK
J10-12	General Shutdown

J10

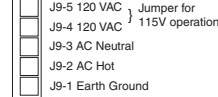


Housing-Molex P/N: 39-01-2120
Terminal-Molex P/N: 39-00-0039
Crimp Tool-Molex P/N: 11-01-0197

Mini MegaPAC

INPUT CONNECTIONS

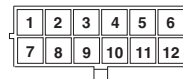
J9



J10 Interface

J10-1	E/D-1
J10-2	E/D-2
J10-3	E/D-3
J10-4	E/D-4
J10-5	E/D-5
J10-6	N/C
J10-7	N/C
J10-8	N/C
J10-9	Vcc +5V, 0.3A
J10-10	Signal Ground
J10-11	AC Power OK
J10-12	General Shutdown

J10

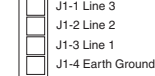


Molex header Mini-fit Jr. 12 POS #39-30-1120
Customer I/O interface mating receptacle
Molex #39-01-2120 with terminal #39-00-0039
and 18-24 AWG stranded wire.
Use Molex tool #11-01-0197

4 kW MegaPAC/4 kW MegaPAC EL (Low Noise)

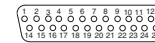
INPUT CONNECTIONS

J1



J10 Interface

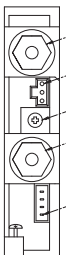
1	Signal Ground	14	Phase Fail Warning
2	Signal Ground	15	Signal Ground
3	Overtemp. Warning	16	Vcc +5 volt, 300 mA
4	Analog Temperature	17	Vcc +5 volt, 300 mA
5	General Shutdown	18	AC Power OK
6	No Connection	19	AC Power Fail
7	Enable/Disable #10	20	Enable/Disable #9
8	Enable/Disable #8	21	Enable/Disable #7
9	Enable/Disable #6	22	Enable/Disable #5
10	Enable/Disable #4	23	Enable/Disable #3
11	Enable/Disable #2	24	Enable/Disable #1
12	Signal Ground	25	Gate Out Slot #10 (isolated)
13	Gate In Slot #1 (isolated)		



Amp 25 pin connector #841-17-DBFR-DA25P
plug for flat ribbon cable. Mates with
housing ADAM TECH #DB25-SR-SL
and contacts #DCS-01B plus slide latch
#HDW-043-25.

Connection Diagrams, Output

ModuPAC, JuniorPAC, RAMPAC



+ VOUT
J2-PIN1
OUTPUT ADJUST
- VOUT
J3-PIN1

J2 (REMOTE SENSE)

1	TRIM PIN ACCESS
2	+ SENSE
3	- SENSE

J3 DC OK (POWER GOOD)

4	Vcc IN
3	POWER GOOD
2	POWER GOOD INVERTED
1	SIGNAL GROUND

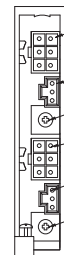
MATING HDWR:

HOUSING- MOLEX P/N: 50-57-9403
TERMINALS- MOLEX P/N: 16-02-0103
CRIMP TOOL MOLEX P/N: 11-01-0208

MATING HDWR:

HOUSING- MOLEX P/N: 39-01-0043
TERMINALS- MOLEX P/N: 30-00-0031
CRIMP TOOL MOLEX P/N: 57005-5000

DualPAC



J1-B-PIN1
J2-B-PIN1
OUTPUT ADJUST
J1-A-PIN1
J2-A-PIN1
OUTPUT ADJUST

J1 (OUTPUT CONNECTORS)

4	1	1 AND 4 +V OUT
5	2	2 AND 5 -V OUT
6	3	3 +R/SENSE 6 -R/SENSE

J2 (REMOTE SENSE)

1	TRIM PIN ACCESS
2	+ SENSE
3	- SENSE

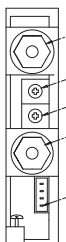
MATING HDWR:

HOUSING- MOLEX P/N: 39-01-2060
TERMINALS- MOLEX P/N: 39-00-0039
CRIMP TOOL MOLEX P/N: 11-01-0197

MATING HDWR:

HOUSING- MOLEX P/N: 50-57-9403
TERMINALS- MOLEX P/N: 16-02-0103
CRIMP TOOL MOLEX P/N: 11-01-0208

BatPAC



+ VOUT
CURRENT LIMIT ADJUST
VOLTAGE LIMIT ADJUST
- VOUT
J2-PIN1

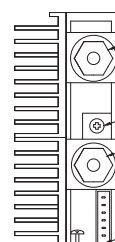
J2 (BATPAC REMOTE INTERFACE)

4	CURRENT LIMIT ADJUST
3	VOLTAGE LIMIT ADJUST
2	CURRENT MONITOR
1	- VOUT

MATING HDWR:

HOUSING- MOLEX P/N: 39-01-0043
TERMINALS- MOLEX P/N: 30-00-0031
CRIMP TOOL MOLEX P/N: 57005-5000

FinPAC



+ OUT
OUTPUT ADJUST
- OUT
P2-PIN1

P2 REMOTE SENSE T RIM/SC & POWER GOOD

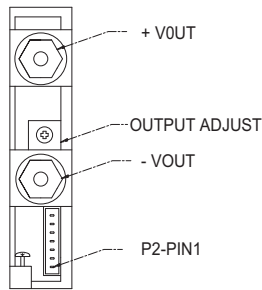
7	+SENSE
6	-SENSE
5	TRIM
4	Vcc IN
3	POWER GOOD
2	POWER GOOD INVERTED
1	SIGNAL GROUND

MATING HDWR:

HOUSING- MOLEX P/N: 39-01-0073
TERMINALS- MOLEX P/N: 39-00-0031
CRIMP TOOL MOLEX P/N: 57005-5000

Connection Diagrams (cont.)

QPACs, JuniorQPAC

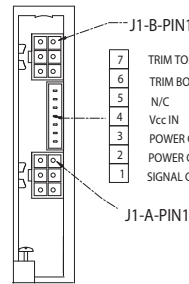


P2 REMOTE SENSE TRIM/SC & POWER GOOD

7	+SENSE
6	-SENSE
5	TRIM
4	Vcc IN
3	POWER GOOD
2	POWER GOOD INVERTED
1	SIGNAL GROUND

MATING HDWR:
HOUSING- MOLEX P/N: 39-01-0073
TERMINALS- MOLEX P/N: 39-00-0031
CRIMP TOOL MOLEX P/N: 57005-5000

DualQPAC



J1-B (OUTPUT CONNECTORS)

4	1	1 AND 4 +V OUT
5	2	2 AND 5 -V OUT
6	3	3 +R/SENSE 6 -R/SENSE

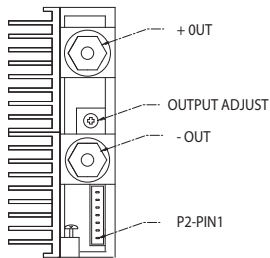
MATING HDWR:
HOUSING- MOLEX P/N: 39-01-2060
TERMINALS- MOLEX P/N: 39-00-0039
CRIMP TOOL MOLEX P/N: 11-01-0197

J1-A (OUTPUT CONNECTORS)

4	1	1 AND 4 +V OUT
5	2	2 AND 5 -V OUT
6	3	3 +R/SENSE 6 -R/SENSE

MATING HDWR:
HOUSING- MOLEX P/N: 39-01-2060
TERMINALS- MOLEX P/N: 39-00-0039
CRIMP TOOL MOLEX P/N: 11-01-0197

FinQPAC



P2 REMOTE SENSE TRIM/SC & POWER GOOD

7	+SENSE
6	-SENSE
5	TRIM
4	Vcc IN
3	POWER GOOD
2	POWER GOOD INVERTED
1	SIGNAL GROUND

MATING HDWR:
HOUSING- MOLEX P/N: 39-01-0073
TERMINALS- MOLEX P/N: 39-00-0031
CRIMP TOOL MOLEX P/N: 57005-5000

ConverterPAC Options

Option	Style											
	Modu PAC (M)	Bat PAC (B)	Dual PAC (D)	Junior PAC (J)	RAM PAC (R)	Q PAC (L)	DualQ PAC (LD)	JuniorQ PAC (LJ)	Q PAC (XQ)	Uni PAC (XU)	Fin PAC (PZ)*	FinQ PAC (PZL)*
D Power Good	OPT	NA	NA	OPT	OPT	OPT	OPT	OPT	OPT	OPT	OPT	OPT
T Trim: +10%/–10%	OPT	NA	OPT	OPT	OPT	OPT	NA	OPT	OPT	OPT	OPT	OPT
F Trim: +10%/–50%	OPT	NA	OPT	OPT	OPT	OPT	NA	OPT	OPT	OPT	OPT	OPT
V1 VXI Low Noise (150 mV p-p 15 V < Vout ≤ 24 V)	OPT	NA	OPT	OPT	NA	NA	NA	NA	NA	NA	NA	NA
V2 VXI Low Noise (50 mV p-p ≤ 15 V)	OPT	NA	OPT	OPT	NA	NA	NA	NA	NA	NA	NA	NA
V3 VXI Low Noise (1% Vout > 24)	OPT	NA	OPT	OPT	NA	NA	NA	NA	NA	NA	NA	NA
Parallelable	STD	STD	NA	NA	NA	STD	NA	NA	STD	STD	STD	STD
Autosense	STD	NA	STD	STD	NA	STD	STD	STD	STD	STD	STD	STD

*FinPACs and FinQPACs require two slots

Configure your own Westcor power supply now at vicorpower.com/vspoc

WARRANTY

Vicor products are guaranteed for two years from date of shipment against defects in material or workmanship when in normal use and service. This warranty does not extend to products subjected to misuse, accident, or improper application or maintenance. Vicor shall not be liable for collateral or consequential damage. This warranty is extended to the original purchaser only.

EXCEPT FOR THE FOREGOING EXPRESS WARRANTY, VICOR MAKES NO WARRANTY, EXPRESS OR IMPLIED, INCLUDING, BUT NOT LIMITED TO, THE WARRANTY OF MERCHANTABILITY OR FITNESS FOR A PARTICULAR PURPOSE.

Vicor will repair or replace defective products in accordance with its own best judgement. For service under this warranty, the buyer must contact Vicor to obtain a Return Material Authorization (RMA) number and shipping instructions. Products returned without prior authorization will be returned to the buyer. The buyer will pay all charges incurred in returning the product to the factory. Vicor will pay all reshipment charges, if the product was defective, within the terms of this warranty.

Information published by Vicor has been carefully checked and is believed to be accurate; however, no responsibility is assumed for inaccuracies. Vicor reserves the right to make changes to any products without further notice to improve reliability, function, or design. Vicor does not assume any liability arising out of the application or use of any product or circuit; neither does it convey any license under its patent rights nor the rights of others. Vicor general policy does not recommend the use of its components in life support applications wherein a failure or malfunction may directly threaten life or injury. Per Vicor Terms and Conditions of Sale, the user of Vicor components in life support applications assumes all risks of such use and indemnifies Vicor against all damages.

Vicor is an Equal Opportunity/Affirmative Action Employer.

Vicor's comprehensive line of power solutions includes high density AC-DC and DC-DC modules and accessory components, fully configurable AC-DC and DC-DC power supplies, and complete custom power systems.

Information furnished by Vicor is believed to be accurate and reliable. However, no responsibility is assumed by Vicor for its use. Vicor components are not designed to be used in applications, such as life support systems, wherein a failure or malfunction could result in injury or death. All sales are subject to Vicor's Terms and Conditions of Sale, which are available upon request.

Specifications are subject to change without notice.

The latest data is available on the Vicor web site at vicorpower.com.

Westcor, a division of Vicor, designs and builds medium to high power configurable power supplies incorporating Vicor's high density DC-DC converters and accessory components. Westcor's product line includes:

- PFC Mini
- PFC Micro
- PFC MicroS
- Autoranging MegaPAC
- Mini MegaPAC
- PFC MegaPAC
- PFC MegaPAC (High Power)
- PFC MegaPAC-EL (Low Noise)
- 3 Phase/4kW MegaPAC
- 3 Phase/4kW MegaPAC-EL (Low Noise)
- ConverterPACs
- FlatPAC-EN

See Design Guides for detailed information about all Westcor products. They can be downloaded in PDF format from the website.



Vicor Corporation
25 Frontage Road, Andover, MA, 01810
800-735-6200, Fax: 978-475-6715

Westcor Division of Vicor
560 Oakmead Parkway, Sunnyvale, CA 94085
800-403-7316, 408-522-5280, Fax: 408-774-5555

vicorpower.com